

■ MUSEUM OF CONTEMPORARY ART ■

Sydney Australia www.mca.com.au

Situation

Collaborations, collectives & artist networks from Sydney, Singapore and Berlin
15 June – 21 August 2005

KIDS ADVENTURE TRAIL

Read the information in the boxes at the right of this page first. Then borrow a pencil and a clipboard from the Front Desk on Level 1 of the MCA, and get set to explore the *Situation* exhibition.

What is the exhibition about?


Situation is an exhibition with artworks by artists from three different cities around the world: **Sydney**, **Singapore** and **Berlin**.

The MCA **curator** (staff member who organises the exhibition and picks the artists), Russell Storer, chose these cities because they are similar sizes and are places where lots of artists work.

The artists in each city know each other and share ideas. This is called a **network**. A **collective** of artists work together in a group. Some of the artists work on the same artwork or event. This is called a **collaboration**.

These artists might show their work in a **studio** (room where artists make their art) or in a gallery space. Some of the artists are showing their artworks in a museum for the first time.

You will see **paintings**, **videos**, **sculptures** and **installation art** (objects grouped together in a gallery to change how the room usually looks). Many of the artworks use unusual materials. Some artists do **performances** – instead of making an object or a painting the artist acts something to the public. You might even get to make your own artwork or add to an artwork another artist has made!

 Look on a globe or in an atlas to find Sydney, Singapore and Berlin. What countries are these cities in?


GALLERY RULES

PLEASE READ FIRST
BEFORE GOING INTO
THE GALLERIES!

Remember:

- Adults must supervise kids at all times in the galleries.
- Do not touch the artworks unless this worksheet or the label on the wall says you can.
- Walk slowly in the gallery space, and sit back from the artworks.
- Look for the label on the wall to find out the artwork's title, date and materials.

INSTRUCTIONS

- This worksheet is for kids aged between 5 - 10 years old. Children under 7 may need adult assistance.
- Activities marked with a  can be completed at home.
- Ask one of the MCA staff if you need help.

Enter the exhibition on Level 1. Walk up to the wall straight ahead.

1. The colourful artwork on the wall is by Sydney artists Anne Kay and Jane Polkinghorne. Look carefully at the artwork.

What is this artwork made from? _____

Can you see some names of people or places? This artwork is a map which shows the connections between some of the people and places in the art community in Sydney.

Walk to the left hand side of the wall to find a map key. This tells you what the different colours mean.

Art schools are featured in yellow wool. Write down the name of an art school from the map:


Look at the map key to find the colour of **artist run initiatives** (spaces run by artists). How many can you count on the map?

The artists' names are in black. Write down the name of **three** Sydney artists from the map:


On the wall find the shapes for the places listed below. Copy the shape in the box under each name.

SASS (Sydney Art Seen Society)

Briefcase

 Think of a network of your own. This could be your family, your sports team, your close friends or your classmates. Think of a shape you like to stand in for the network. Draw your shape using coloured textas, or get an adult to put some nails into a piece of board and use string or wool. The artists have used one line per member, so make sure you do this too.

Another artwork by Anne and Jane can be seen on the six video screens in front of the wall. The artists interviewed **100 Sydney artists** to find out what they think about art in Sydney and the kinds of art they make. If you have time you can put on the headphones and listen.

 **At home:** interview your friends and family to find out what kind of networks they have, such as other friends, relatives, workmates, and why these are important to them. If you get some good responses, email the MCA on education@mca.com.au

2. Go through into the next room and walk into the room on the left. You are looking the artwork of Sydney artist Lisa Kelly.

Lisa has made this **installation** from all kinds of recycled materials found in the artist's studio. Lisa has also used **words** in her installation.

Look carefully around the room. Cross the words off below when you find them:

BRAINLAND

MIKALA DWYER

VARIOUS FORMATIONS

The words are names of artists or titles of artworks or exhibitions which have been important to Lisa, and other artists in her network.

Find two more words in the exhibition. Write them in the boxes below. Try to use the same kind of lettering.

Think of names of people, pets, songs or TV programs which are important to you. Draw some of these words in the space below. Try putting the words in unusual places like up really high or squashed in a corner. You could **overlap** the words to get interesting patterns.

3. Go behind the wall into the next space. This is an installation by Sarah Goffman called *Refuse 2004 – 2005*.

Sarah shares a **studio** with Lisa. Both artists re-use materials or things they have found.

Walk carefully around and look at all the things in the room. Remember **not to touch**.

What objects or things can you see? Cross them off as you find them.

horse banana skull coins
house skeletons eyes sunglass lenses


Look at the artwork in the fishtank. How many gloves can you see?

Find the artwork on the wall using **plastic bags**. Sarah has collected many different kinds to display. People often throw plastic bags away but Sarah wanted to keep them and make them look beautiful. By making bags into an artwork she makes us look at a common thing in a new way.

What has Sarah done to some of the plastic bags? _____

Draw of the different shapes you see in the bags in the box below:



 At home collect some objects which you or your family have lying around like newspapers, plastic bags, old boxes and recycle these into an artwork. You could install your artwork in the garage or the kitchen.

Walk out of this space and go into the large space straight ahead.

5. Turn around and walk back into the first room. On the right hand side of this room is the work of Sydney artist Simon Barney.

Simon likes to ask other people to help make artworks. In one kind of art, he organises portables exhibitions by other artists in a gallery called **Briefcase**. The briefcase is the gallery! You can see one of these in the glass case.

He also makes paintings. Simon asks other people to suggest what the paintings should be of. **Walk up** to one of the paintings on the wall and **read** the label to find out what the artist asked Simon to paint.

You can write a suggestion for a painting! Walk over to the table against the wall. **Write your idea on the card** and put it in the slot. Simon will choose one idea each week and paint that painting. Come back to the MCA to see if he chooses your idea.



If Simon chooses to paint your suggestion do you think this makes you the **artist**? Or him? Or both of you? _____


Walk over to the bottom of the stairs and look at the works on the wall.

6. Elizabeth Pulie makes magazines called “**Lives of the Artists**”. She talks to artists about their artworks and their lives. For this exhibition she is making a new magazine. On the wall are some of her ideas for covers. On the shelf is the cover she chose.

There are **4 different covers** with the title “Discipline”. How many covers are there for “Housekeeping”? _____

In each of the boxes below draw a different pattern from the “Housekeeping” covers. Fill the box with the pattern.



 **At home, design your own magazine cover. Use your name or the name of something you are interested in. You could use some of the lettering and patterns which Elizabeth has used.**

Walk up the stairs. Turn to the left when you get to the top of the stairs. This floor shows works by Singapore artists from The Artists' Village.


7. Walk into the room and find the video showing **Agnes Yit** giving a **performance**. Agnes walks to important places in Singapore to remember the dead. She also gave a walking performance in Sydney to the Cenotaph, a **war memorial**.

Now walk over to the wooden trough. Recorded in the headphones are interviews with young people in Singapore about their thoughts on war. What has Agnes filled the trough with? (**hint: you might add it to your food**): _____

Turn to the back of this room.

8. **Jeremy Hiah** and **Tang Da Wu** are also from Singapore. The idea for their artwork called *Everyone is a Founder* also comes from artworks they do in public. They base their art around **statues** of people important to the history of the city.

In this artwork they are saying you don't need to be important to become a statue. **You can become part of this artwork**: stand on the grey base and get your photo taken against a backdrop of Singapore or Sydney. You can add the photo to the wall.

 Do you have statues or war memorials near your home or your school? Do some research. Who are the statues of? What are some of the names in the memorial? What did the people do?

Go into the room at the right hand side of the top of the stairs. Walk into the end space.

9. This room has art by **Lee Wen**. Like many of the artists in *Situation*, he is interested in the question "What is Art?". Walk over to the table and look at the paintings in front of you. Instead of using paint to make these paintings he uses **chewing gum**.

Did you know that chewing gum has been banned in Singapore since 1992? You can **add to this painting** by chewing the gum and sticking it on to the canvases in a pattern or shape you like. Put the wrapper in the bin.


ADULTS - PLEASE SUPERVISE KIDS WHILE THEY CHEW THE GUM.

What kind of artworks could you make using an **unusual material**? Look around to get some ideas. Perhaps you could use food like Lee Wen. Think of an artwork which other people could add to. **Write some ideas down in the space below:**

10. In the corner of this room is a **phone booth**. This is an artwork by Sydney artist **Alex Gawronski**. Like Lee Wen, Alex makes art which the public can join in on. Artworks which members of the public can use or touch are called **interactive**.

Alex wants to know what people think of the exhibition. Follow the instructions on the wall and pick up the telephone to leave a message saying what you think of the artworks so far.

Find out what other people think of this exhibition. Ask the people you came with today about their response to *Situation*. Write some of their comments in the speech bubbles below:



Walk back down the stairs towards the beginning of the exhibition. On the wall to the right of the front space is a table with headphones. This is also a part of Alex's artwork. Sit down and listen to what other people think of the exhibition.

Now you have seen the exhibition *Situation: Collaborations, collectives and artist networks from Sydney, Singapore and Berlin*, let the MCA know what you think. Fill out the section below. Rip the page off at the dotted line and put in the box at the MCA Front Desk.

First name:

Age:

What do you think about the exhibition?

What is your favourite artwork and why? (Name the artwork, artist and the city they come from)

Which artwork used the most interesting or unusual materials?

Tick this box if it's ok for the MCA to publish your answer

We hope you enjoyed this worksheet and the
*Situation: Collaborations, collectives, and artist networks from Sydney,
Singapore and Berlin* exhibition at the MCA.

Don't forget to return your clipboard and pencil to the Front Desk.
For further information visit the MCA website at www.mca.com.au

Produced by the MCA Education Department. Written by Justine McLisky.
Museum of Contemporary Art 2005.

In association with the exhibition *Situation: Collaborations, collectives & artist
networks from Sydney, Singapore and Berlin*

MCA Galleries Level 1 and 2

15 June – 21 August 2005



Free admission - thanks Telstra!

Supported by



The Museum of Contemporary Art gratefully acknowledges the ongoing funding and support of the New South Wales Government and 'Key Organisation' grant funding from the Commonwealth Government through the Australia Council, its arts funding and advisory body. The MCA was established by the University of Sydney through the JW Power Bequest, with the assistance of the New South Wales Government.

■ MUSEUM OF CONTEMPORARY ART ■

Sydney Australia www.mca.com.au

Museum of Contemporary Art
Circular Quay West, The Rocks, Sydney
Open 7 days 10am – 5pm
www.mca.com.au